

Sherwood Dog Training Club

AKC License Club

January 2026 Newsletter



The Sherwood Dog Training Club (SDTC) was formed in 2003, with official status as a non-profit corporation established in 2006. We also have Tax Exempt status with the IRS as a 501(c)4. We received our notice that we have become an AKC Licensed Club in August of 2008.

Sherwood Dog Training Club

President: Danielle Silverstein

Vice President: Linda Ruedy

Secretary: Robin Murphy

Treasurer: Jill Faulmann

Board: Darlene Brushwein

Board: Jan Lewis

Board: Helen Hamilton

Newsletter: Darlene Brushwein

Website:

<https://www.sherwooddtc.org/>




Sherwood Dog Training Club is inviting you to a scheduled Zoom meeting.

Wednesday, January 7, 2026 7PM


<https://us06web.zoom.us/j/2517890074?pwd=VGdKeGhtM3l0T3FOdnJoVEUxRjZoQT09&omn=81144944987>

Meeting ID: 251 789 0074


Passcode: 0Avc7r




Hear you have a great job with
Sherwood Dog Training Club



YES, most of the time
except for one thing
a lot of members
have to be
continually
reminded about



That is a shame,
What is the
ONE thing?



To Pay Dues on time.
Member dues are to be paid each January.
There is a variety of ways they can be paid,
with by mailing a check, using PayPal or by
using a credit card,, and of course there is
always delivering them personally.
All the information is on the Club's website
on this page.
<https://www.sherwooddtc.org/membership>

Link to Pay: <https://www.sherwooddtc.org/membership>



Dates to Mark for 2026 at Cash Arena in Sherwood, OR

Trial Date: Obedience only Saturday, April 18, 2026 and Sunday, April 19, 2026

Match Date: Sunday, April 12, 2026

Trial Date: Rally only Saturday, May 30, 2026 and Sunday, May 31, 2026

Match Date: Sunday, May 17, 2026

Trial Date: Obedience only Saturday, October 10, 2026 and Sunday, October 11, 2026

Match Date: Sunday, October 4, 2026

For a complete Look at all AKC upcoming Events

Events: <https://webapps.akc.org/event-search/#/search>



Upcoming UKC Shows / www.ukcdogs.com

Washington

- March 28-29 Lilac City Dog Training Club, Davenport, WA **Nose Work**
- July 31-Aug. 2 UKC Western Classic, Longview, WA **Agility, Rally, Obedience**
- Aug. 22-23 Lilac City Dog Training Club, Spokane, WA **Nose Work**
- Oct. 17-18 Lilac City Dog Training Club, Spokane, WA **Nose Work**

Oregon

- Jan. 30-Feb. 1 Canine Action Pack, Cornelius, OR **Obedience & Rally**
- May 1-3 Canine Action Pack, Cornelius, OR **Obedience & Rally**
- Nov. 13-15 Canine Action Pack, Cornelius, OR **Obedience & Rally**

California

- January 31 Santa Lucia Open Dog Obedience Group, Atascadero, CA **Nose Work**
- April 3-5 NorCal K9 Events, Red Bluff, CA **Obedience & Rally**

Details at ukcdogs.com

United Kennel Club (UKC) is an international dog registry celebrating bonds, rewarding ability, and preserving the value of a pedigree. <http://www.ukcdogs.com/>






- 2 large Ruffland crates.
 - Color is Whitestone.
 - One door / No damage
 - Price is \$250.00 each.
- 1 Xlarge Ruffland crates.
 - Color is Whitestone.
 - One door / No damage
 - Price is \$300.00 each



Contact CJ Johnson
cjseeker06@gmail.com



PLAY TO OBEY

at Corral Creek Dog Sport Center

Rally & Obedience Classes:

Perri Yinger, Instructor
perripets@gmail.com
Call: 503.537.5028
Text: 503.793.4649

"Never forget that you started this journey because you loved a dog."





Ka-Ching finished a busy competition season at the GCCKC Performance Event, where she competed rally both days, earning 5 perfect scores in all and finishing Saturday Trial #2 with three perfect scores in Masters, Excellent and Advanced to claim High Triple and High Combined for the trial!

Earlier in 2025, Ka-Ching finished her RACH3 at the Papillon National Specialty, and is on her way to her 4th Championship title. She also earned her CS-ATCH3 (CPE Specialist - Agility Trial Champion), and has qualified to the 2026 CPE Agility Nationals.

Not to be outdone, Cash is working hard to catch up to Ka-Ching. She made her National Specialty at just 10 months of age last spring, and this December she earned her Rally Advanced title at the GCCKC Performance Event. She also managed to curb her enthusiasm enough to show as a rally brace with Ka-Ching, and she shows great promise of settling in to a fun and competitive dog.

Sue Iggulden





<https://dogdaysnw.com/>

Dog Days Obedience Run Through Class with Laurie Rubin

A monthly half day Obedience Run Through Class is starting at Dog Days Dog Training in Vancouver, Washington, on the fourth Wednesday morning of the month. Dog and handler teams run through the exercises offered at obedience trials. The time can be used for any level of obedience and/or for problem solving specific exercises. Handler choice whether to ask for feedback or simply have the exercises called as in a trial.

This month Wednesday, January 28th. \$15 via PayPal or Zelle or \$17 via mailed check.

Time slots can be reserved by clicking on the following link to fill out your entry information on a Google Form <https://forms.gle/8J6hFYDFCHreRJaJA> **AND** sending \$15/time slot via PayPal <https://www.paypal.com/> to Laurie Rubin. After logging in to PayPal and clicking "**Send**," search for Laurie Rubin or earthlaurie@sonic.net. My link has a photo of a red merle Aussie. In the box that asks "What's this For?," please type "Dog Days January 28, 2026 Run Through Class." Zelle \$15 payments accepted, too. Checks made out to Laurie Rubin for \$17/time slot are OK. **Both your payment and Google Form must be received for your entry to count.** Payments are non-refundable unless the class fills before I receive your entry. In that case, I will notify you and refund your payment. The schedule will be e-mailed to those who have reserved a slot by the day before the class.

Next class. Wednesday, February 26th.

Time slots can be reserved by clicking on the following link to fill out your entry information on a Google Form <https://forms.gle/R1dohnUDur9rrhV2A> **AND** sending \$15/time slot via PayPal <https://www.paypal.com/> to Laurie Rubin. After logging in to PayPal and clicking "**Send**," search for Laurie Rubin or earthlaurie@sonic.net. My link has a photo of a red merle Aussie. In the box that asks "What's this For?," please type "Dog Days February 26, 2026 Run Through Class." Zelle \$15 payments accepted, too. Checks made out to Laurie Rubin for \$17/time slot are OK. **Both your payment and Google Form must be received for your entry to count.** Payments are non-refundable unless the class fills before I receive your entry. In that case, I will notify you and refund your payment. The schedule will be e-mailed to those who have reserved a slot by the day before the class.

Future class date: Wednesday, March 26th .



Earnest and I earned our first NW3 title in Independence!

Submitted by: Molly Bredenberg



Obedience Run Through Class with Laurie Rubin

A monthly Obedience Run Through Class takes place at **Penny Harvey's training building in Sandy, Oregon**. Dog and handler teams run through the exercises offered at obedience trials. The time can be used for any level of obedience and/or for problem solving specific exercises. Handler choice whether to ask for feedback or simply have the exercises called as in a trial. This class is run by Laurie Rubin.

This month's class, Sunday, January 4, is full. Please email Laurie to be on the waiting list. \$15 via PayPal for each slot of up to 15 minutes or \$16 via mailed check.

Time slots can be reserved by clicking on the following link to fill out your entry information on a Google Form <https://forms.gle/SVBRheYBgsSziYb7> **AND** sending \$15/time slot via PayPal <https://www.paypal.com/> to Laurie Rubin. After logging in to PayPal and clicking "**Send,**" search for Laurie Rubin or earthlaurie@sonic.net. My link has a photo of a red merle Aussie. In the box that asks "What's this For?," please type "January, 2026 Run Through Class." Zelle \$15 payments accepted, too. If you prefer to mail a check for \$16/time slot, be sure to also fill out your entry information on the Google Form linked above. Payments are non-refundable unless the class fills before I receive your entry. In that case, I will notify you and refund your payment.

These classes have been filling. Both your payment and Google Form must be received for your entry to count. The Thursday before the class, the schedule and driving directions will be e-mailed to those who have reserved a slot.


Next class, Sunday, February 8, \$15 via PayPal for each slot of up to 15 minutes or \$16 via mailed check

Time slots can be reserved by clicking on the following link to fill out your entry information on a Google Form <https://forms.gle/9bbGTza1Kb4ZrTCB9> **AND** sending \$15/time slot via PayPal <https://www.paypal.com/> to Laurie Rubin. After logging in to PayPal and clicking "**Send,**" search for Laurie Rubin or earthlaurie@sonic.net. My link has a photo of a red merle Aussie. In the box that asks "What's this For?," please type "February, 2026 Run Through Class." Zelle \$15 payments accepted, too. If you prefer to mail a check for \$16/time slot, be sure to also fill out your entry information on the Google Form linked above. Payments are non-refundable unless the class fills before I receive your entry. In that case, I will notify you and refund your payment.

Entries are non-transferable. **These classes have been filling. Both your payment and Google Form must be received for your entry to count.** The Thursday before the class, the schedule and driving directions will be e-mailed to those who have reserved a slot.

Future class date: No class in March.

Instead, there will be a Sherwood Dog Training Club members match.



Two-Day SDTC Obedience Members Match Mar. 21-22, 2026
Heated Building, Single Ring--Matted and Gated

Saturday--Utility & Open B Sunday--Open A, Novice, Beginner Novice & Grad Novice

Match location: Penny Harvey's training building, 18830 SE McQuaw Rd., Sandy OR 97055

All runs \$10 (\$11 if using PayPal on SDTC website) for 10 minutes. Initial maximum of 2 entries per member. Pre-payment required for runs to be scheduled. If match doesn't fill by 2/21/26, you will have the opportunity to add runs, using a separate copy of this entry form. For each entry, club members are expected to either help with clean up or to steward or "judge" for one or more runs. Entries close 3/11/26 or when match fills. Run order and other information will be emailed out to entrants by 2/26/25. Make checks out to SDTC and mail with this entry form to Holly Thau, 2743 Fairway St., Woodburn, OR 97071. Or pay by PayPal and email entry form to htraindogs@gmail.com.

Questions? Holly htraindogs@gmail.com or Laurie earthlaurie@sonic.net.

Your Name: _____

Address: _____

e-mail: _____ **phone(s):** _____

First class requested _____ **Dog name** _____

If entering Open, specify Open A or Open B. Saturday entry-- if Utility, Open B or Grad Open. Sunday entry-- if Open A, Novice, Grad Novice or Beginner Novice.

Dog breed _____ **jump height** _____

Second class requested _____ **Dog name** _____

If entering Open, specify Open A or Open B. Saturday entry-- if Utility, Open B or Grad Open. Sunday entry-- if Open A, Novice, Grad Novice or Beginner Novice.

Dog breed _____ **jump height** _____

Amount enclosed _____ **or Amount paid via Paypal** _____

By signing this entry form, the exhibitor agrees to the following. Unsigned forms will be returned along with all fees.

I hereby release the Sherwood Dog Training Club, Inc., the Owners of Penny Harvey Training Building, other animal owners, property owners, instructors, spectators, and/or any other participants from any and all liability for accidents, injuries and/or damages to me, my dog or property caused by participation in any activities including the period of time immediately prior to and/or immediately after the conclusion thereof so long as the animals are located on the premises designated for the activity. I understand that by participation, I am a joint venture participant and assume all liability for injury to my dog, my property or myself occasioned by this participation. This waiver shall be effective from the date of signing.

SIGNATURE _____

DATE _____



Selene earned a Preferred HIT and got her personal best Obedience score 190.5.

It was her first leg of Preferred Novice.

Submitted by: Katrina Browne




#62: Blissfully Unaware



Dogs Love Bacon © Angie W. 2 Feb 22
There are two types...ones that notice when you fall, and ones that are blissfully unaware.

A dog whistle sound offers consistency and volume, which makes it easier to train your dog to respond to a whistle cue.



Teaching your dog to come to a dog whistle takes a clear plan, consistency, and repetition.

Credit: Fertnig | Getty Images

Dogs can learn to respond to all sorts of sounds and cues, but among the most effective for a solid recall, or “come,” is a whistle. While you don’t need a special dog training whistle—and we don’t think there is a “best dog whistle”—you should consider a fixed-pitch whistle, such as the Acme 211.5 whistle, because consistency is important in training.

In this article, we are going to explain how to use a dog whistle to teach a recall. We’re not going to discuss using a dog whistle to stop barking. We want a whistle to be a positive cue to do something, not stop doing something.

Why Train Your Dog to a Whistle

A dog whistle can get your dog’s attention better than your voice, especially because voices can reflect emotion, like panic, excitement, or even anger. A whistle is consistent.

Before we start, the benefits of training your dog to come to a whistle include:

Before we start, the benefits of training your dog to come to a whistle include:

- If your dog is starting to lose his hearing, the whistle will often still be heard even when he can no longer hear your voice
- If you have inadvertently poisoned your “Come” cue, the whistle is a great alternative
- If the dog gets lost, the whistle sound travels much farther than a verbal recall

- The whistle can be heard over nature's sounds even the surf, thunder, rain, etc., and even manmade sounds like a generator or loud trucks
- The whistle is never annoyed, angry, scared, or panicked—it sounds the same every time

The relationship between you and your dog must be in place first before working on the whistle. Start by dropping any negativity. Stop all physical and verbal punishments, including the word "No." Why? "No" easily escalates into a screamed "No!" dredging up negative emotion, which is then transmitted to the dog.

Before we discuss the actual whistle, we need to have a few things in place first:

- Eye contact
- Name response
- A verbal recall cue

If you've poisoned your dog's name or verbal come cue—meaning those words mean nothing to your dog because you have used them inconsistently—now is the time to change them.

Grab a clicker, have a handful of small high-value treats. Click once and hand the dog a treat (within a half second). Repeat for two solid minutes. You should never need to do this step again.

In the same session, grab another handful of treats, put your food hand behind your back and wait. Pretty much 99% of dogs will look up at your face and ask, "Why did you stop?"

1. The instant he looks at you, click and treat (C/T) and don't say anything. Repeat for two to three minutes, two to three times per day. You can't train a dog to do anything if they aren't willingly looking at you.
2. Next up is name response. Same session: When dog looks at your face, say his name, C/T. Do not say anything to get him to look at you. Just silently wait.
3. Same session, adding in a verbal recall. Without moving, when dog looks at you, say his name, take a short breath, and then your come cue, then C/
4. Why no movement? We discuss that below.

Practice the C/T Response

Practice items 1-2-3 two to three times per day, two to three minutes at a time in as many locations as you can (on leash if not in a fenced in area). Dogs don't generalize. What they learn in the kitchen stays there. Start with quiet places and then gradually go to busier places with slightly more [distractions](#). Still just eye contact, then eye contact plus the dog's name, then eye contact plus the dog's name plus "come." Don't skimp on these steps. If your dog has a history of ignoring you, we need to change that now. And, don't forget to breathe.

5. Add this to items 1-2-3. Same session. Now we'll start to create a Conditioned Response (CR) to the whistle, so that the dog won't hesitate to respond.

Three times per day for about two to three minutes per session, for 14 days, you will "prime" the whistle in this pattern. Two short toots and one really long toot and hand your dog a treat within a half second.

Practice in as many locations as you can, gradually going to areas with more distractions. Still, don't ask the dog to move. Don't cheat! We must build up a foundation first.

Once in a while, I'll get a dog who is afraid of the whistle. If you do one toot and he hits the dirt in abject fear, do NOT try it again. Test your dog with a squeaker from a toy. If your dog is OK with that, then just use the squeaker as your "whistle."

Now Let's Get Moving

You've been working on eye contact (attention), name response, come response and priming the whistle, for at least 14 days. Now it's time to start moving!

Game #1: Drop the Treat and Run

1. Drop a cookie. Make sure dog sees it! If a dark substrate, use white cheese or chicken. If a light substrate, use a darker treat.
2. Tell dog to "Get It."
3. Run-away fast! Keep looking back to your dog. If you don't look back, you won't know when to whistle him in. The instant he starts to chase you, stop, turn and face him.
4. As he's coming, say his name, take a short breath, then say "Come" or whistle without saying his name. You're pairing the word or sound with the behavior.

Don't use a verbal cue and a whistle at the same time. Rotate it between the verbal or the whistle. Keep it to one or the other in each session. Reward with a huge jackpot. What's a jackpot? It's not two or three treats! I use 10 to 20 treats, sized appropriately for the dog. Feed one treat at a time. We're building up a reinforcement history here, so you MUST be generous, each and every time, because a recall is THE most important behavior you can teach your dog. You may also add in tons of praise, petting and play.

What we're doing here is to get the dog to move away from you, so you can get a head start, to then chase you (dogs love to chase) and then "name" the behavior AS it's happening.

At NO point should you whistle your dog in if he isn't already on his way.

You'll play this game for an entire week, starting in a low distraction location and gradually building up to higher distractions. If you're in a fenced area, you won't need a leash. If no fence, use a 30-foot long line.

Game #2: Toss the Treat Farther and Don't Run

We need to start fading out the running part of game #1, so for this step, you'll toss the treat much farther, which means at least 20 feet away (be sure to use a much bigger white treat for this so the dog can find it in the grass) and don't run.

Because you've practiced game #1 for a solid week, he will have learned the pattern: Grab the treat and race back to you! This should be easy for him. As he's on his way back, do your whistle pattern and heavily jackpot, with food, petting, praise and play.

Practice this game for a solid week, again, starting with low distractions, gradually adding in other distractions. If you're in a fenced area, you won't need a leash. If no fence, use a 30-foot-long line.

At NO point should you whistle your dog in if he isn't already on his way.

Game #3: Let the Dog Get Slightly Distracted Game

Now we need to fade out not only the running away, but also the cookie toss. If you don't, the dog won't come unless you throw the treat and/or run away. Not conducive to the real world.

We start in a low-distraction area. Stand still and be boring. Don't look at your dog. You can even pretend to talk on your phone. Keep your peripheral vision on him though. When he is about five to six feet away, do one toot and if he responds by turning toward you, finish up the pattern (two short toots and one really long toot) and then jackpot with tons of food, petting, praise, and play.

Practice this for a few reps and then let him go farther away before you do the one toot and then finish up the complete whistle pattern. If you're in a fenced area, you won't need a leash. If no fence, use a 30-foot-long line.

Practice this for a few reps and then let him go farther away before you do the one toot and then finish up the complete whistle pattern. If you're in a fenced area, you won't need a leash. If no fence, use a 30-foot-long line.

Work on these three games for a week each and check in for more steps!

Putting Dog Whistle Recalls to the Test

At this point, your dog should be responding beautifully to his name, and appropriately to the whistle in low to medium environments. I'll bet you can't get rid of him!

Now we're going to increase the scenarios.

Go for a Walk – Part One

Take your dog for a walk either off leash (in a safe area) or on a 30-foot-long line. When (not before) he checks in (looks back to you), do your whistle pattern (two short toots and one really long toot) and heavily reinforce with a jackpot of treats, petting, praise and play. The verbally release the dog to go be a dog. Repeat this as many times as it takes for your dog to be checking in every 30 to 60 seconds.

Go for a Walk – Part two

Start to whistle BEFORE they check in. There is a real knack for recognizing what is a good time and what is a bad time to try this. Be attentive to potentially high distractions, so as not to attempt the recall when dog might be in conflict. Set up for success!

If you're not 100% positive he'll respond, do a "questioning" toot and if he responds, finish up with the pattern. If he doesn't start to come toward you, do NOT try it again at that moment. Wait, watch for perhaps less sniffing and try it again. When he does look to you, finish up your whistle pattern.

Troubleshooting: What if the dog still doesn't respond to the whistle?

At this point, they should. However, if they don't, don't repeat the whistle. Just wait and judge a better time to whistle them in. If you're working with a dog who ignores it a second time, just review the "whistle them in when they're looking at you."

The Liar's Game

"Come with distractions" is probably the most important behavior you will teach a dog. There are many different games we can use to teach this essential behavior. This game teaches the dog that YOU are always a "sure bet" and everyone else in the world is a liar:

1. Toss the treat far. Your "liar" will stand in the middle of the yard with some food or toy. The liar has something of relatively low value to the dog. We want to set him up for success!
2. Handler runs across the room or yard.
3. Call (verbally to start) dog to come.
4. The liar tries to (minor – don't go full bore on this yet) distract the dog. The liar does NOT let the dog have any goodies or give eye contact.
5. Do NOT repeat your cue. Just wait.
6. When dog looks at you, whistle him in and treat with a huge jackpot.
7. Repeat until the dog is actively avoiding the liar.

Then, as always, gradually increase the distraction and you should get to the point pretty quickly that you can just whistle the dog in without saying his name first.

Increase the value of the objects that the liar has, making sure that YOUR jackpots rise in value also. Add some additional liars and have a few people trying to distract the dog away from his mission of coming to you. Note: Do not use family members as liars.

Hide-and-Seek

Take your dog for a walk on a long line (or off leash in a safe area) and when he isn't looking at you, hide behind a bush or tree but make sure you can still see him. Say his name once (so he can orient to you) and when he comes running back, whistle him in. BIG party! Food, petting, praise, treats.

Once there is no hesitation, instead of saying his name, just whistle him in.

Keep It Green

As with everything in life, you will need to periodically "prime" the whistle and play some of the games, otherwise your dog may get rusty and not respond as he once did.



Pamela Dennison, CWRI, CDBC

Since 1996, Pam has helped thousands of dogs and handlers build their relationships and solve problems, including aggression/reactivity, all within the realm of positive training. She has written countless articles, eight books, four DVDs, and two PDFs, (many have either won a Maxwell or been nominated for one) geared for pet owners and professional trainers. Pam also has special certifications for trainers, as well as courses for Service Dog owner/trainers. Her website is www.pamdennison.com.





Located in the Hazel Dell area of Vancouver, WA:

7206 NE 37th Ave., Unit A
Vancouver, WA 98665

Phone: 503-807-1212

Email: info@dogdaysnw.com

Classes

Novice Obedience & Foundations Class – Sunday at 9 am
Start out on the right paw. This class will teach dogs and handlers the foundations, the rules, the exercises and so much more.

Novice Rally Class – Sundays at 10 am
This class will focus on the basic foundations all the way to walking into the ring.

Rally Class Openings

Masters Rally - Thursdays at 9am

Excellent Rally - Thursdays at 10:15 am

For more info call/email

Dee Pigman - Instructor
Dog Days
503.807.1212
deepigman@comcast.net
www.dogdaysnw.com

*I hope that next year there will be
just as much fun, snacks, napping and
cuddling as there has been this
year.*





Regerastace Dreamboat "Tug" CD BN RA FDC NA NAJ XF BCAT SWN TKA

Tug got his Rally Advance title at the Ridgefield Show in December.

Submitted by: Cris Dickinson

PDOC will be adding the non-regular Wild Card classes

(Novice, Open, and Utility) to the **March 2026 trial!**

This is great news for all of us with young dogs or dogs that need a little extra practice in a trial setting.

There are so many reasons to take advantage of this great class:

- Praising your dog is encouraged.
- Novice dogs can enter Utility.
- An accredited judge who can give feedback.
- Lower entry fees.
- You can choose a Wild Card exercise to receive full points - then skip it or do it anyway.
- The class is held in the obedience ring after trial #1 completes so you can either fix today's problems or practice for tomorrow in the same ring.

All that said, this is a real class. There are no do-overs. You cannot NQ, so take the time to ensure likely success on the first try, whatever that looks like for you. Multiple commands are scored as usual.

A favorite judge and past instructor of mine said to me "the class is scored, and the highest score gets 1st place. But the lowest score WINS because they used the class wisely"

So, I encourage everyone to try Wild Card. It would be wonderful to see these non-regular classes added to more trials. It took only one try for me, and I was hooked. I think you will be, too.

Full information is in the premium. It's listed as Wild Card/Random Rewards non-regular classes. Please read the write-up in the premium for more information on the Random Rewards option. The Obedience regs have info on the Wild Card classes.

Sandy Saloum



"Happy New Year, my love."



Vince showed in December in a double Rally trial.

It was a very long day.

He was in 6 classes and had 6 Qualifying scores with 5 fourth placements in large classes.

I was pretty pleased with him as the last time we showed in Rally was July 2024.

Thanks to Don Wray for driving; we left home at 6 AM and got back about 7:45 PM.


Thankfully I only entered one day.

This was RAE QQ # 4 and triple RACH QQQ #2 &3 with a bunch of RACH points.

Thx Vince, you were a very good boy even when I got shakey and flustered.

I appreciate you covering for your Mom.

Submitted By: Carolyn Wray



SDTC Newsletter Advertising Policy

- **Advertisements for rehoming k9 equipment, etc. are always welcome.**
- **Training programs and classes offered by members will be posted with a link to a website for members only [possibly under a column specifically designated for that purpose].**
- **Advertising of puppies/litters will not be accepted**

We are looking for articles from our membership.

- **Do you have a brag or accomplishment?**
- **Have you written an article that the membership could benefit from?**
- **Know of an upcoming event? Example: Obedience trial, Scent trial, Specialty, Health clinic..... etc.**



darlenebrushwein@msn.com

Please be safe.

There are phishing emails using my name. Darlene Brushwein

Check where emails come from.

Never open links from emails you do not recognize or seem weird.